



Creating Value from Potatoes

**Market update
harvest 2015**

Week 45

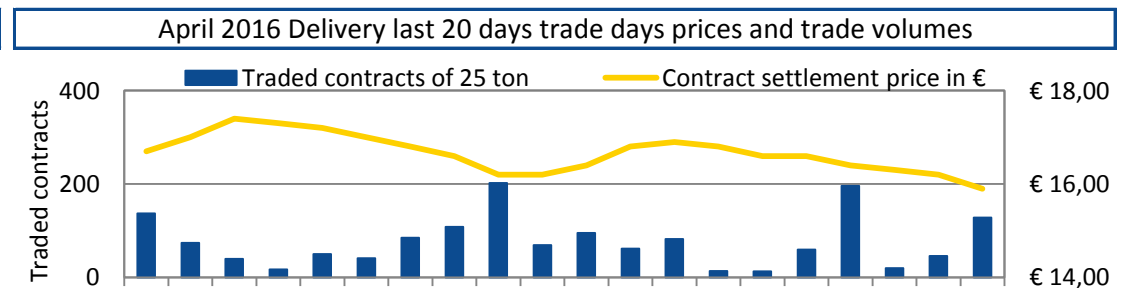
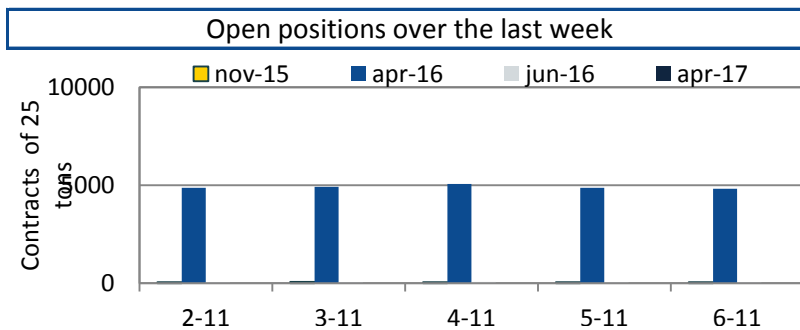


Update European Processing Potato Index

Type of potato and country		Week 42		Week 43		Week 44		Week 45	
		Low	High	Low	High	Low	High	Low	High
Rotterdam	NL	-	-	-	-	-	-	110	135
Goes	NL	110	160	105	160	100	155	110	125
Emmeloord	NL	120	132,5	110	135	110	135	110	140
FIWAP / PCA Bintje	BE	100	110	100	110	100	110	90	100
		Weekly quotation		Weekly quotation		Weekly quotation		Weekly quotation	
Belgapom Bintje >35mm	BE	100		100		100		100	
RNM Bintje > 35mm	FR	105		100		100		98	
REKA Innovator > 40mm	DE	125		125		125		125	
REKA Fontane > 40mm	DE	115		112,5		112,5		112,5	

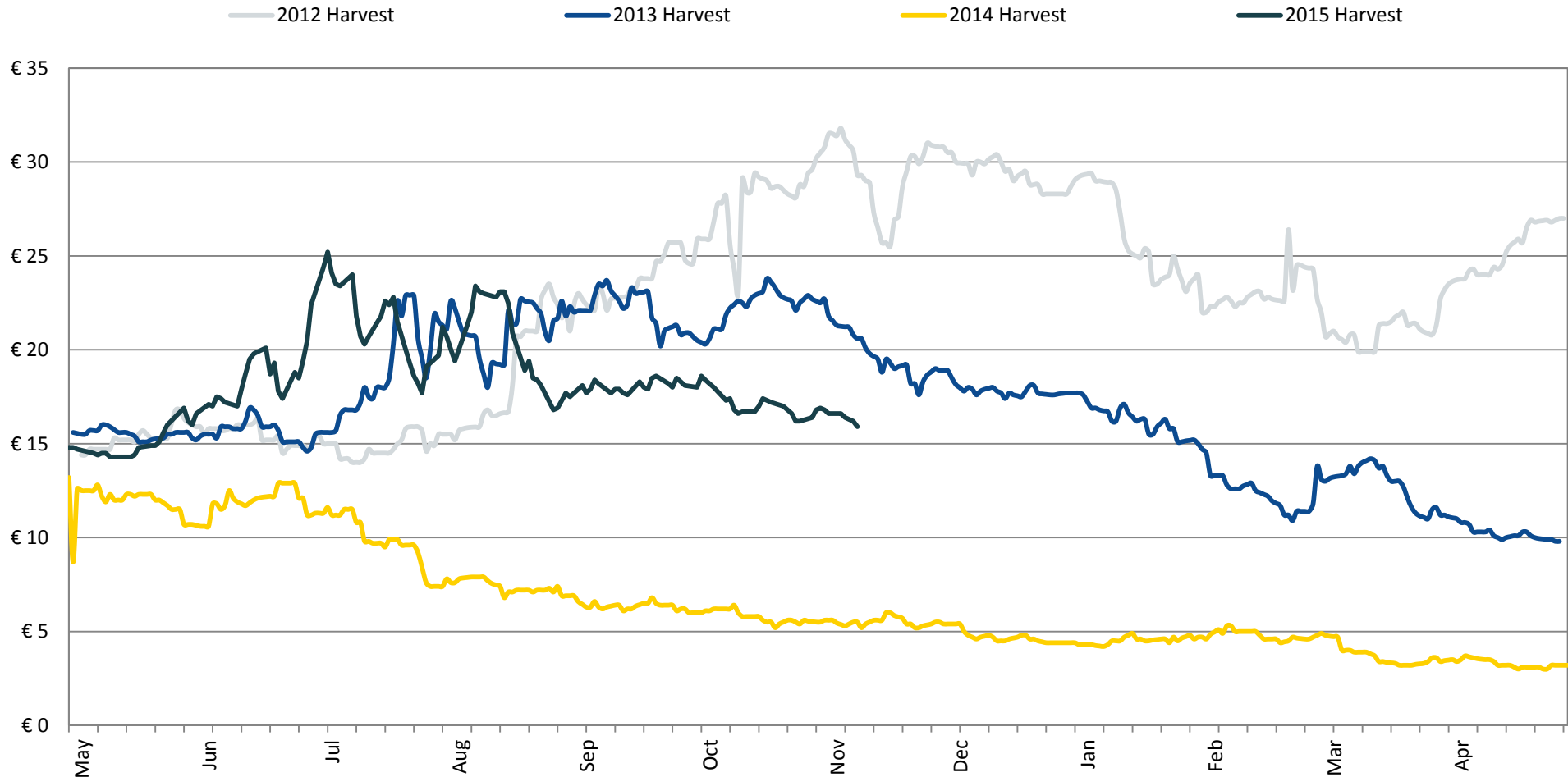
Update European Processing Potato Futures - European Energy Exchange

Week 45		April 2016 Delivery		November 2015 Delivery		June 2016 Delivery		April 2017 Delivery	
Last 5 trading days		Price	Volume	Price	Volume	Price	Volume	Price	Volume
Monday	2-11-2015	€ 16,60	60	€ 12,30	4	€ 18,10	1	€ 14,70	0
Tuesday	3-11-2015	€ 16,40	196	€ 12,50	0	€ 18,00	2	€ 14,70	0
Wednesday	4-11-2015	€ 16,30	20	€ 12,50	0	€ 18,20	0	€ 14,70	0
Thursday	5-11-2015	€ 16,20	46	€ 12,20	8	€ 17,90	3	€ 14,70	0
Friday	6-11-2015	€ 15,90	128	€ 12,00	10	€ 17,50	14	€ 14,70	0





Historical price developments European Processing Potato Futures per harvest year in € per ton



Eurex data collected in cooperation with Nederlandse Aardappel Organisatie (www.nao.nl) and Darion Capital Management (www.darioncm.com)

Market update prepared by Darion Agri Brokerage

+ 31 (0) 20 52 18 585

contact@darioncm.com

www.darioncm.com