



Creating Value from Potatoes

**Market update
harvest 2015**

Week 43



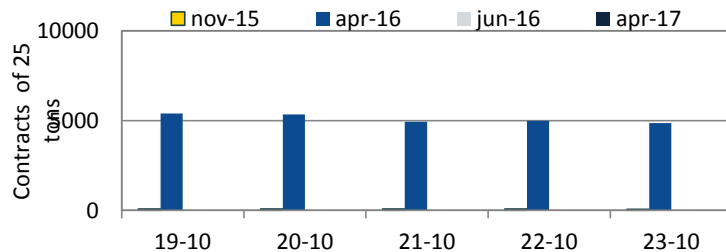
Update European Processing Potato Index

Type of potato and country		Week 40		Week 41		Week 42		Week 43	
		Low	High	Low	High	Low	High	Low	High
Rotterdam	NL	-	-	-	-	-	-	-	-
Goes	NL	115	160	110	160	110	160	105	160
Emmeloord	NL	120	135	120	135	120	132,5	110	135
FIWAP / PCA Bintje	BE	100	110	100	110	100	110	100	110
		Weekly quotation		Weekly quotation		Weekly quotation		Weekly quotation	
Belgapom Bintje >35mm	BE	110		110		100		100	
RNM Bintje > 35mm	FR	110		105		105		100	
REKA Innovator > 40mm	DE	120		125		125		125	
REKA Fontane > 40mm	DE	120		115		115		112,5	

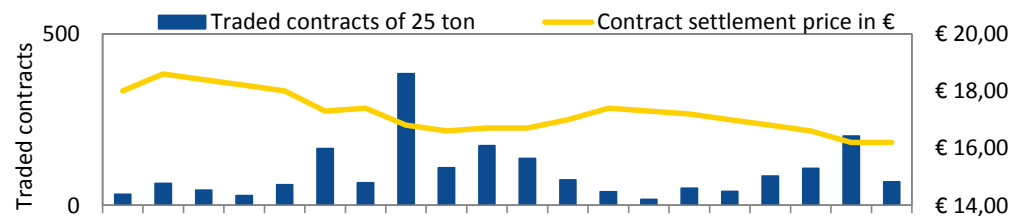
Update European Processing Potato Futures - European Energy Exchange

Week 43		April 2016 Delivery		November 2015 Delivery		June 2016 Delivery		April 2017 Delivery	
Last 5 trading days		Price	Volume	Price	Volume	Price	Volume	Price	Volume
Monday	19-10-2015	€ 17,00	41	€ 13,00	5	€ 18,30	2	€ 14,70	0
Tuesday	20-10-2015	€ 16,80	85	€ 12,60	2	€ 18,80	0	€ 14,70	0
Wednesday	21-10-2015	€ 16,60	108	€ 12,60	2	€ 18,20	1	€ 14,70	0
Thursday	22-10-2015	€ 16,20	202	€ 12,10	14	€ 18,00	4	€ 14,70	0
Friday	23-10-2015	€ 16,20	69	€ 12,40	0	€ 18,00	3	€ 14,70	0

Open positions over the last week

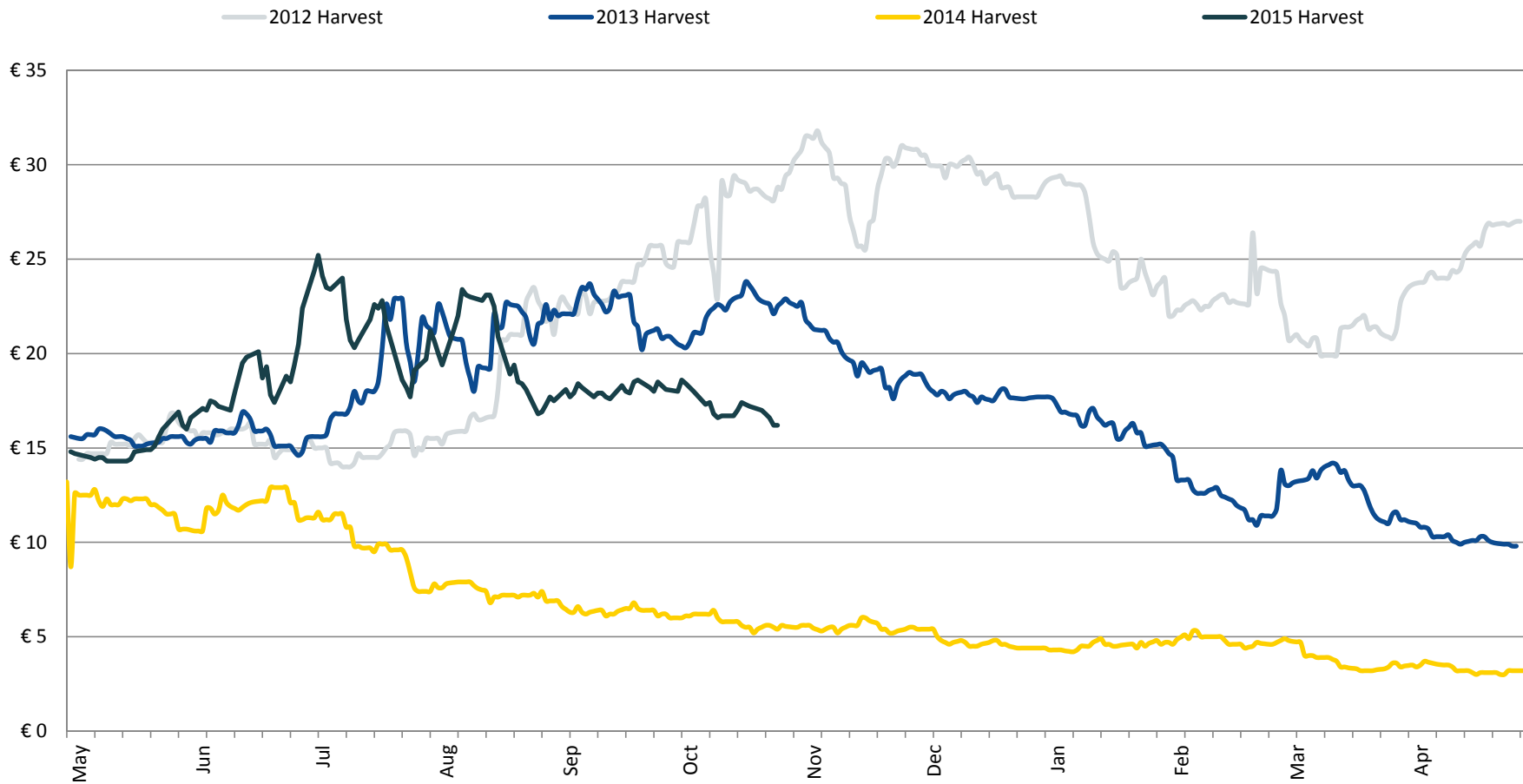


April 2016 Delivery last 20 days trade days prices and trade volumes





Historical price developments European Processing Potato Futures per harvest year in € per ton



Eurex data collected in cooperation with Nederlandse Aardappel Organisatie (www.nao.nl) and Darion Capital Management (www.darioncm.com)

Market update prepared by Darion Agri Brokerage

+ 31 (0) 20 52 18 585

contact@darioncm.com

www.darioncm.com