



*Creating value from Potatoes*

# **Market update harvest 2015**

Week 42

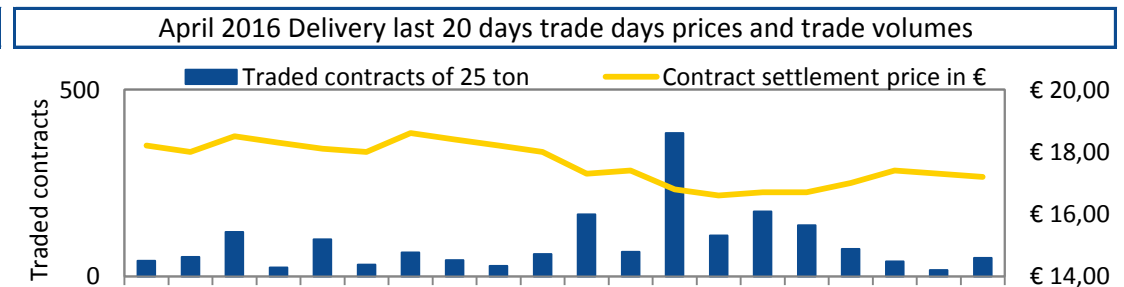
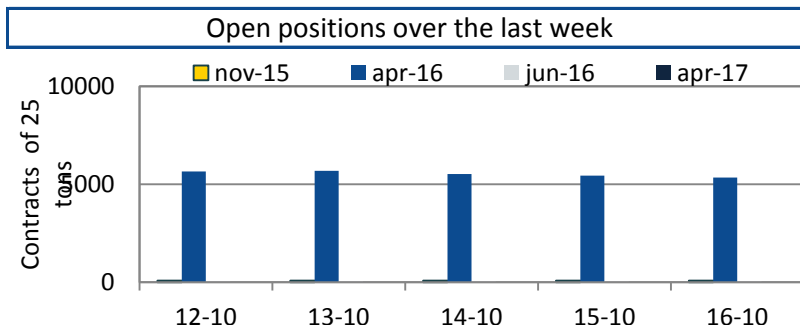


## Update European Processing Potato Index

Type of potato and country		Week 39		Week 40		Week 41		Week 42	
		Low	High	Low	High	Low	High	Low	High
Rotterdam	NL	-	-	-	-	-	-	-	-
Goes	NL	120	130	115	160	110	160	110	160
Emmeloord	NL	125	140	120	135	120	135	120	132,5
FIWAP / PCA Bintje	BE	110	125	100	110	100	110	100	110
		Weekly quotation		Weekly quotation		Weekly quotation		Weekly quotation	
Belgapom Bintje >35mm	BE	110		110		110		100	
RNM Bintje > 35mm	FR	120		110		105		105	
REKA Innovator > 40mm	DE	120		120		125		125	
REKA Fontane > 40mm	DE	125		120		115		115	

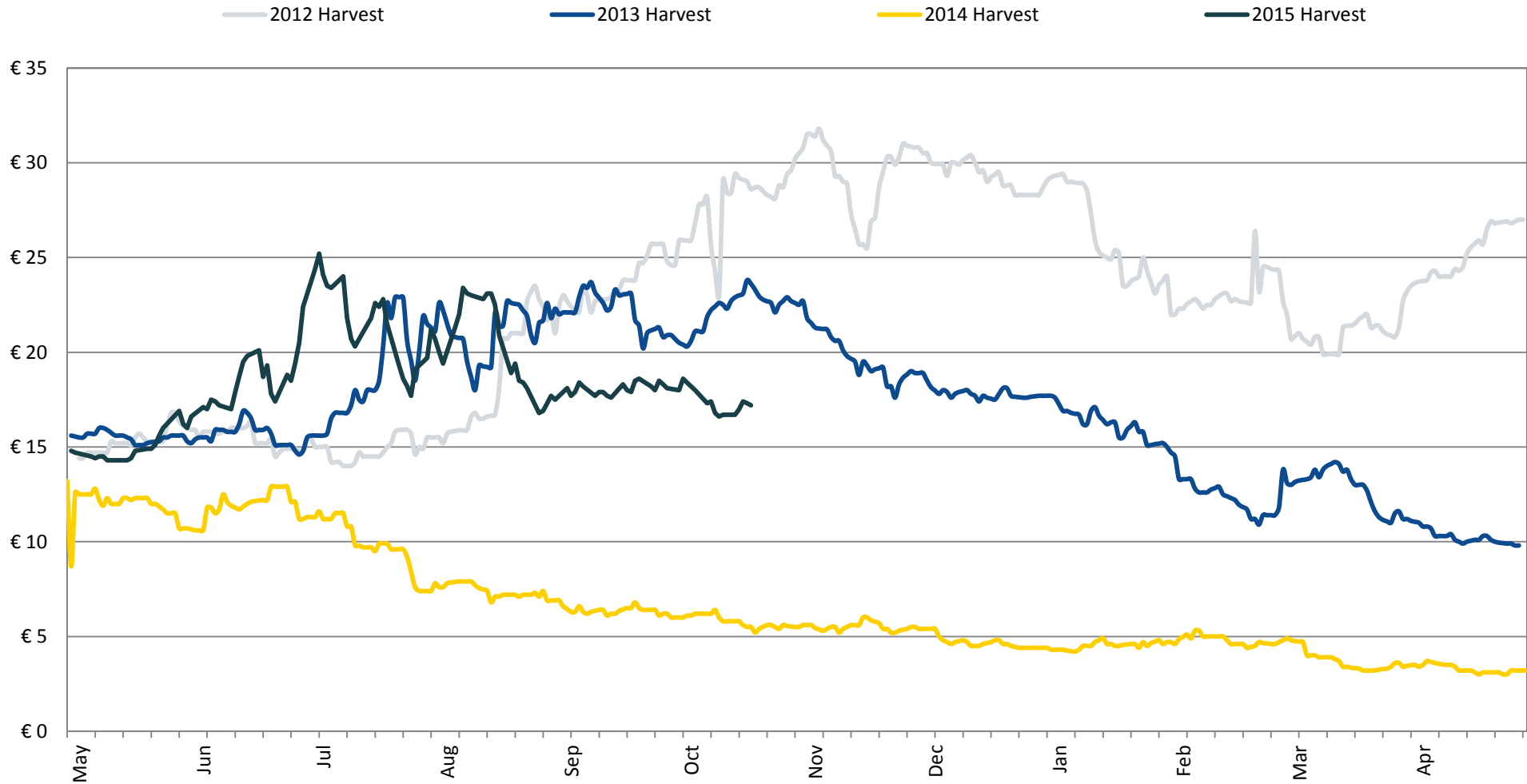
## Update European Processing Potato Futures - European Energy Exchange

Week 42		April 2016 Delivery		November 2015 Delivery		June 2016 Delivery		April 2017 Delivery	
Last 5 trading days		Price	Volume	Price	Volume	Price	Volume	Price	Volume
Monday	12-10-2015	€ 16,70	137	€ 12,60	1	€ 18,60	0	€ 14,70	0
Tuesday	13-10-2015	€ 17,00	74	€ 13,00	0	€ 18,60	0	€ 14,70	0
Wednesday	14-10-2015	€ 17,40	40	€ 12,50	1	€ 18,60	1	€ 14,70	0
Thursday	15-10-2015	€ 17,30	17	€ 13,00	0	€ 18,60	1	€ 14,70	0
Friday	16-10-2015	€ 17,20	50	€ 13,00	1	€ 18,50	3	€ 14,70	0





Historical price developments European Processing Potato Futures per harvest year in € per ton



Eurex data collected in cooperation with Nederlandse Aardappel Organisatie ([www.nao.nl](http://www.nao.nl)) and Darion Capital Management ([www.darioncm.com](http://www.darioncm.com))

Market update prepared by Darion Agri Brokerage

+ 31 (0) 20 52 18 585

[contact@darioncm.com](mailto:contact@darioncm.com)

[www.darioncm.com](http://www.darioncm.com)